



## **EMN Ad-Hoc Query on Nepalese, Pakistani and Bangladeshi students**

Requested by Laura SEIFFERT on 20th September 2016

### **Students**

Responses from Austria, Belgium, Croatia, Cyprus, Czech Republic, Estonia, Finland, France, Germany, Hungary, Latvia, Lithuania, Luxembourg, Netherlands, Portugal, Slovak Republic, Slovenia, Sweden, United Kingdom, Norway (20 in total)

#### Disclaimer:

*The following responses have been provided primarily for the purpose of information exchange among EMN NCPs in the framework of the EMN. The contributing EMN NCPs have provided, to the best of their knowledge, information that is up-to-date, objective and reliable. Note, however, that the information provided does not necessarily represent the official policy of an EMN NCPs' Member State.*

### **Background information:**



Several Dutch higher educational institutions notified the Immigration Services of an unexpected increase of admissible students from Nepal, Pakistan and Bangladesh in 2016. Some of these institutions pointed out that they had serious doubts about the reliability of the agents who presented these students (and had no affiliation whatsoever with these educational institutions) and whether these applicants were legitimate students or perhaps were coming for different purposes.



There has indeed been a substantial increase in the number of applications for study purposes from Nepal, Pakistan and Bangladesh. The Dutch Immigration Services would like to know whether or not other Members States of the European Union are confronted by a similar development in order to be able to better understand its backgrounds.


### **Questions**



1. How many applications for residence permits for education at a higher education institution from nationals from Nepal, Pakistan and Bangladesh have been submitted from 2013 until now?
2. Did this give rise to any concerns and if so, which concerns?
3. How many applications for Nepalese, Pakistani and Bangladeshi students have been rejected in 2016 so far?
4. How many applications for Nepalese, Pakistani and Bangladeshi students have been granted in 2016 so far?



### **Responses**



	<b>Country</b>	<b>Wider Dissemination</b>	<b>Response</b>
	Austria	No	
	Belgium	Yes	<b>1.</b> Nepal: 2013: 32 2014: 31 2015: 28 2016 (till mid-September): 19 Pakistan: 2013: 77 2014: 85 2015: 75 2016 (till mid-September): 71 Bangladesh: 2013: 68 2014: 61 2015: 68 2016 (till mid-September): 64



			<p><b>2.</b> No particular concerns</p> <p><b>3.</b> Nepal: 3 rejected out of 14 decisions in 2016 (till mid 2016) Pakistan: 8 rejected out of 48 decisions in 2016 (till mid 2016) Bangladesh: 5 rejected out of 54 decisions in 2016 (till mid 2016)</p> <p><b>4.</b> Nepal: 11 visa granted on a total of 14 decisions in 2016 (till mid 2016) Pakistan: 40 visa granted on a total of 48 decisions in 2016 (till mid 2016) Bangladesh: 49 visa granted on a total of 54 decisions in 2016 (till mid 2016)</p>
	Croatia	Yes	<p><b>1.</b> In 2014 we had one approved request for a citizen of Bangladesh, 10 approved applications for a citizens of Pakistan and 1 suspension for the citizen of Pakistan application, which was later re-submitted. In 2015 we had six approved applications for citizens of Bangladesh and 6 approved applications for a citizens of Pakistan.</p> <p><b>2.</b> N/A</p> <p><b>3.</b> In 2016 so far we have not had any rejected applications for the Nepalese, Pakistani or Bangladeshi students.</p> <p><b>4.</b> In 2016 we had 1 approved application for a citizens of Bangladesh and 1 approved application for a citizens of Pakistan for the purpose of education at the higher education institution. For the citizens of Nepal in this period we have not had any requests for approval of residence permits for the purpose of education at the higher education institution.</p>
	Cyprus	Yes	<p><b>1.</b> From 2013 until now, there have been submitted 3364 applications for entry permits for students from Bangladesh, 203 from Nepal and 1492 from Pakistan. The same period, there have been submitted 4151 applications for residence permit for students from Bangladesh, 512 from Nepal and 2059 from Pakistan.</p> <p><b>2.</b> No, as the numbers are approximately the same as in previous years.</p>

			<p><b>3.</b> So far in 2016 there have been rejected 700 applications for entry permits for students from Bangladesh, 4 from Nepal and 8 from Pakistan. The same period, there have been rejected 95 applications for residence permits for students from Bangladesh, 3 from Nepal and 13 from Pakistan.</p> <p><b>4.</b> So far in 2016, there have been granted 128 entry permits for students from Bangladesh, 63 for students from Nepal and 257 for students from Pakistan. The same period, there have been granted 924 residence permits for students from Bangladesh, 61 from Nepal and 301 from Pakistan.</p>
	Czech Republic	Yes	<p><b>1.</b> The Czech Republic grants a long-term residence permit for the purpose of studies on the basis of the Directive 2004/114/EC (on the conditions of admission of third-country nationals for the purposes of studies, pupil exchange, unremunerated training or voluntary service). According to the national legislation, a third-country national may also apply for a long-term visa for the purpose of studies. The definition of study given by the Act on Residence of Foreign Nationals in the Territory of the Czech Republic is wider than the scope of the Directive 2004/114/EC. However, this definition of study is confined only to the study programmes accredited by the Ministry of Education, Youth and Sports. Therefore, third-country nationals who apply for admission for the purpose of education in unaccredited programmes have to apply for a national long-term-visa for „other purposes“. Nevertheless, this category “other purposes” comprises various sub-categories of migrants (e.g. artists, clergy etc.) on which there are no separate statistics but only estimations which say that migrants seeking education constitute vast majority, approximately 80 % of this category. Statistical part - please see the file attached.</p> <p><b>2.</b> Increased interest of Bangladeshi, Pakistani and Nepali citizens in studies/education in the Czech Republic has not given rise to any new concerns. We have not identified any specific risks or challenges which would not generally apply to applicants for admission from all other third-countries.</p> <p><b>3.</b> See the file attached.</p>



			4. See the file attached.
	Estonia	Yes	<p><b>1.</b> Applications for residence permits for education (excluding applications to extend the residence permit): Nepal: 3 (2013); 16 (2014); 11 (2015); 1 (2016, until 30 June 2016) Pakistan: 10 (2013); 14 (2014); 26 (2015); 1 (2016, until 30 June 2016) Bangladesh: 8 (2013); 18 (2014); 63 (2015); 41 (2016, until 30 June 2016)</p> <p><b>2.</b> There have been no additional actions implemented nor did the rise in the applications give substantial grounds for concern. The cooperation between the education institutions and the Estonian Police and Border Guard Board is efficient which allows the authorities to perform a thorough migration surveillance, receive information on any possible misuse and react accordingly.</p> <p><b>3.</b> From 01.01.2016 until 01.09.2016 there have been no rejected applications for Nepalese, Pakistani and Bangladeshi students.</p> <p><b>4.</b> Applications for Nepalese, Pakistani and Bangladeshi students granted from 01.01.2016 until 01.09.2016 (excluding extension of residence permit): Nepal: 1 Pakistan: 1 Bangladesh: 38</p>
	Finland	Yes	<p><b>1.</b> Applications for a residence permit for studies (first permit) Years 2013 to 2016 (until 30.9.) (see annex for breakdown by year) Nepal: Total 937 Pakistan: Total 843 Bangladesh: Total 597</p> <p><b>2.</b> In Finland there has been no significant growth in the number of Nepalese applicants. However, the number of applications made by Pakistani and Bangladeshi nationals is growing. Especially this year's growth can be for the most part explained by the upcoming introduction of tuition fees for third country nationals in 2017. Information about the change in policy has spread far and wide. Finland has no special concerns regarding applications of above-mentioned nationals. However, applications from these countries are examined carefully as there are certain recurring aspects that may lead to a negative decision. Most commonly, the applicants do not have a secure income, or it cannot be established beyond doubt that the funds are from a credible</p>




			<p>source and at the applicant's disposal. Furthermore, often the applicants do not realise how high the price level is in Finland.</p> <p><b>3.</b> 1.1.2016 - 30.9.2016 Nepal 58 Pakistan 87 Bangladesh 72</p> <p><b>4.</b> 1.1.2016 - 30.9.2016 (first permit) Nepal 127 Pakistan 167 Bangladesh 177</p>
	France	Yes	<p><b>1.</b> see table attached</p> <p><b>2.</b> No specific concern since the rate of refused applications remains stable.</p> <p><b>3.</b> In 2016 (until August), 33 Bangladeshi student applications have been refused, 71 Nepalese applications and 52 Pakistani's applications.</p> <p><b>4.</b> In 2016 (until August), 44 Bangladeshi student applications have been accepted, 96 Nepalese applications and 126 Pakistani's applications.</p>
	Germany	Yes	<p><b>1.</b> The number of applications submitted for a residence permit or visa is generally not recorded statistically.</p> <p><b>2.</b> In the past, some foreigners' authorities have noticed the case constellation that nationals of these states have entered into a marriage with a Union citizen after entering with a temporary purpose, for example the acquisition of the German language. In this case it is suspected a marriage of convenience by means of which a long-term right of residence should be granted to third-country nationals.</p> <p><b>3.</b> No statistics are kept on the refusal to grant residence permits. Visa applications are not included in the residence application (but in the visa category), even in the case of refusal.</p> <p><b>4.</b> The corresponding Excel-list will be forwarded by E-Mail.</p>


	Hungary	Yes	<p><b>1.</b> In 2013, 16 Bangladeshi, 19 Nepalese and 161 Pakistani, in 2014, 19 Bangladeshi, 31 Nepalese and 207 Pakistani, in 2015, 27 Bangladeshi, 16 Nepalese and 211 Pakistani, in 2016 (until 30 September) 27 Bangladeshi, 22 Nepalese and 335 Pakistani nationals applied for residence permit in Hungary for the purpose of studies. We have no statistical data on the level of the educational institutions, where they wanted to study.</p> <p><b>2.</b> The Office of Immigration and Nationality doesn't have any registry about agents who present students. Nevertheless we can share that most of the Pakistani students apply for residence permit with a weak profile. Nepalese and Bangladeshi students are not typical applicants in Hungary.</p> <p><b>3.</b> In 2016 (until 30 September), 2 Bangladeshi, 0 Nepalese and 63 Pakistani applications -which have been submitted in 2016 (until 30 September)- for residence permit in Hungary for the purpose of studies have been rejected.</p> <p><b>4.</b> In 2016 (until 30 September), 21 Bangladeshi, 13 Nepalese and 189 Pakistani applications - which have been submitted in 2016 (until 30 September)- for residence permit in Hungary for the purpose of studies have been granted.</p>
	Latvia	Yes	<p><b>1.</b> 1., 2. and 3. Latvia does not collect statistics on applications and rejections of residence permits. Number of issued first-time temporary residence permits for study reasons: 2013 – Bangladesh – 0, Nepal – 17, Pakistan – 9, 2014 – Bangladesh – 2, Nepal – 7, Pakistan – 8, 2015 – Bangladesh – 5, Nepal – 7, Pakistan – 37. Number of rejections is very low.</p> <p><b>2.</b> See answer to Q1 and Q4</p> <p><b>3.</b> See answer to the Q1</p> <p><b>4.</b> From 1st January to 1st July of 2016 9 first-time temporary residence permits have been issued to citizens of Pakistan, 3 – to citizens of Nepal and 2 – to citizens of Bangladesh. Provided numbers do not raise any concern about the significant increase of study applications from the</p>

			respective countries. Although the number of issued permits for citizens of Pakistan has increased four times, the absolute number of issued permits is still very low.
	Lithuania	Yes	<ol style="list-style-type: none"> <li>1. 131 (2013 – 34, 2014 – 37, 2015 – 28, 2016 (till 12th of October) – 32).</li> <li>2. No.</li> <li>3. None.</li> <li>4. 2016 (till 12th of October) – 32).</li> </ol>
	Luxembourg	Yes	<ol style="list-style-type: none"> <li>1. A third-country national who wishes to come to Luxembourg as a student must follow a 2-step-procedure: Before entering the country, he has to submit an application for a temporary authorization to stay (AST). In a second step, after entering the country he applies for a residence permit for third-country students. Statistics: Year Applications for AST 2013 2 2014 13 2015 34 2016 (&gt; 07/10/2016) 16</li> <li>2. Luxembourg has known several cases where especially Nepalese citizen have received an authorization to stay as a student but never arrived at the higher education institution in Luxembourg where they registered. From 2014 to 2016, 11 AST were delivered to Nepalese, Bangladeshi or Pakistan citizens as students, but they didn't apply after arrival in Luxembourg for a residence permit after expiry of the AST. After investigation it came out that the said higher education institution has been working with a local agency. After these incidents, the higher education institution cancelled the contract with the agency. Furthermore, several students from Nepal and India were refused on the proof of sufficient resources. Indeed, in close contact with our embassy in India, deeper research and interviews were organized. It came out for example that some students made loans to get the proof of the requested financial resources and that the loans had to be paid back after only few days with high interest rates. Moreover, several persons did even not know what country they would go to or what exactly they would study.</li> </ol>



			<p><b>3.</b> Applications for Nepalese, Pakistani and Bangladeshi students that have been rejected: Year Refusal AST 2013 0 2014 0 2015 5 2016 (&gt;07/10/2016) 2</p> <p><b>4.</b> Application granted to Nepalese, Pakistani and Bangladeshi students Year Granted AST 2013 2 2014 12 2015 29 2016 (&gt;07/10/2016) 10</p>
	Netherlands	No	
	Portugal	Yes	<p><b>1.</b> Bangladesh: 11 (2013); 3 (2014); 5 (2015). TOTAL: 19 Nepal: 5 (2013); 2 (2014); 5 (2015). TOTAL: 12 Pakistan: 9 (2013); 8 (2014); 14 (2015); TOTAL: 31 2016 data: not available.</p> <p><b>2.</b> No. Once there are no relevant changes, there's nothing to report.</p> <p><b>3.</b> Not available.</p> <p><b>4.</b> Not available.</p>
	Slovak Republic	Yes	<p><b>1.</b> An overview of applications* for temporary residence permit in the territory of the Slovak Republic for the purpose of study (according to the Act on Residence of Aliens: Purpose of study- student, Purpose of special activity-activities which follow from the programmes of the Slovak Republic government, Purpose of special activity- fulfilment of an obligation of the Slovak Republic which follows from an international treaty) filed by nationals of Nepal, Pakistan and Bangladesh for the period 01.01.2013 – 31.08.2016. Period 01.01.2013 – 31.08.2016: Bangladesh: 1 Nepal: 1 Pakistan:0 *includes only the number of applications for granting the temporary residence permit (not application for prolongation of the temporary residence)</p> <p><b>2.</b> As the numbers are very low there is no reason for concerns in the Slovak Republic.</p> <p><b>3.</b> For the period of 01.01.2016 – 31.08.2016 we do not have a record of nationals of Nepal, Pakistan and Bangladesh of any registered, approved nor rejected application for granting* the temporary residence permit in the territory of the Slovak Republic for the purpose of study</p>

			<p>according to the Act on Residence of Aliens: Purpose of study- student, Purpose of special activity-activities which follow from the programmes of the Slovak Republic government, Purpose of special activity-fulfilment of an obligation of the Slovak Republic which follows from an international treaty)</p> <p>4. Please, see answer in Q3</p>
	Slovenia	No	
	Sweden	Yes	<p>1. Applications - university 2013 2014 2015 2016 (until 25 September) Nepal 15 19 15 21 Pakistan 384 461 708 562 Bangladesh109 216 288 402</p> <p>2. No information available</p> <p>3. Rejections 2016 Until 25 September Nepal 0 Pakistan 257 Bangladesh167</p> <p>4. Granted 2016 Until 25 September Nepal 19 Pakistan 370 Bangladesh221</p>
	United Kingdom	Yes	<p>1. The data below reports applications for (out of country) entry clearance visas for study at Higher Education Institutions (HEIs) in the UK using sponsor acceptances. Sponsor acceptances are confirmation that the applicant has been accepted on a course at a recognised and licensed Higher or Further Education Institution. They are required for the issuance of a Tier 4 (General) visa by higher (and further) education students who wish to study courses of longer than 6 months. Table 1: Applicants for visas for study at HEIs using sponsor acceptances, by country of nationality for years ending June 30th 2013-2016* year ending Bangladesh Pakistan Nepal June 30th 2013 1,525 4,389 599 2014 1,867 4,130 331 2015 1,355 3,667 261 2016 1,000 2,842 221 Source: Home Office Immigration Statistics, Sponsorship Tables, table cs13-q. *Data includes main applicants only Table 2 below is included for context. It shows the applicants using sponsor acceptances for all students, indicating that Higher Education students constitute the large majority of those applying for visas in year ending June 30th 2016. Table 2: Applicants for visas for study using sponsor acceptances, by country of nationality for years ending June 30th(2013 -</p>

			<p>2016) year ending Bangladesh Pakistan Nepal June 30th 2013 2,913 10,872 717 2014 3,086 6,259 370 2015 1,701 4,261 295 2016 1,105 3,282 234 Source: Home Office Immigration Statistics, Sponsorship Tables, table cs11-q. *Data includes main applicants only</p> <p><b>2.</b> Looking at data by academic year, the figures show a fall in applications to study at HEIs over the period, for all three nationalities.</p> <p><b>3.</b> The UK does not routinely publish statistics for refusals by nationality. However comparison of data on applications and grants (see below) show that the large majority of cases are granted. At the total level this is also the case (see table 3 below) Table 3: Entry clearance visa applications and resolution by category: Tier 4 - General student (main applicant) Applications Resolved- of which Year ending Granted % Refused % Withdrawn Lapsed June 30th 2013 198,698 197,055 176,337 89% 19,459 10% 1,212 47 2014 201,829 201,153 186,227 93% 13,942 7% 946 38 2015 194,162 197,600 185,688 94% 10,872 6% 891 149 2016 188,811 188,750 178,770 95% 9,462 5% 464 54 Source: Home Office Immigration Statistics, Table vi_01_q *Data includes main applicants only</p> <p><b>4.</b> The data below reports (out of country) entry clearance visas granted to students applying under the Tier 4(General) route (for study of 6 months or more at a recognised institution). This data on grants includes both higher and further education as a more detailed breakdown is not available. However as noted above the large majority of applications relate to study at HEIs. Note that people granted an entry clearance visa in one period may have applied in a previous period. Table 4: Tier 4(General) student applications granted, 1st January 2016 -30th June 2016* Quarter Bangladesh Pakistan Nepal 2016 Q1 (January-March) 76 330 11 2016 Q2 (April-June) 36 116 9 Total 112 446 20 Source: Home Office Immigration Statistics, Table vi_06_q_s: Entry clearance visas granted by category and country of nationality: Study *Data includes main applicants only.</p>
	Norway	Yes	<p><b>1.</b> See attached spreadsheet: No increase.</p> <p><b>2.</b> N/A</p>

			<p><b>3.</b> 32 applications out of a total of 327 applications for student visas from these countries have been rejected this year between Jan. 1 and August 1st. in Norway.</p> <p><b>4.</b> 297 applications out of a total of 327 applications for student visas from these countries have been granted this year between Jan. 1 and August 1st. in Norway.</p>
--	--	--	---